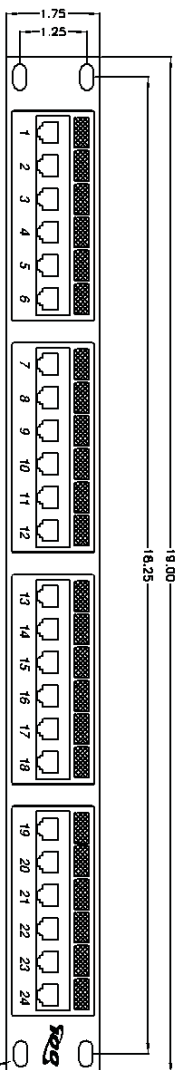
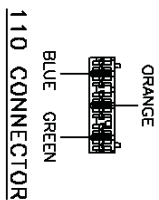
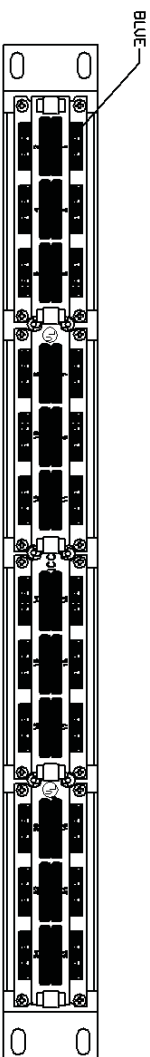


WIRING DIAGRAM:

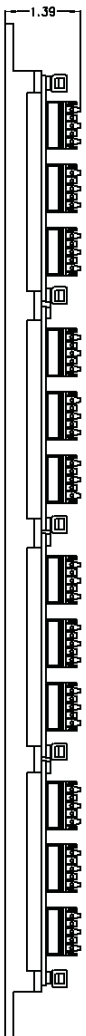
6 POS. 6 CONO.	110 CONNECTOR	COLOR
4	1	WHITE/BLUE
3	2	BLUE
2	3	WHITE/ORANGE
5	4	ORANGE
1	5	WHITE/GREEN
6	6	GREEN



FRONT VIEW



BACK VIEW



TOP VIEW

SPECIFICATIONS:

- A. ELECTRICAL:
 1. CURRENT RATING: 1.5 AMP MAX
 2. D.C. RESISTANCE: 0.1 OHMS MAX
 3. CONTACT RESISTANCE: 5 MOHMS
- B. MECHANICAL:
 1. MATING FORCE: 100 GRAMS MIN PER CONTACT
 2. TEMP. RANGE: -40° - 150°F (-40° - 65°C)
 3. PLUG RETENTION IN JACK: 30 LBS MIN. (1.33N)
- C. MATERIAL:
 1. HOUSING: HIGH IMPACT FLAME RETARDANT PLASTIC, ABS, UL94V-0
 2. SPRING WIRE: SQUARE SPRING WIRE, TEMPERED PHOSPHOROUS BRONZE.
 3. 110 CONNECTOR: COPPER ALLOY, 100 MICRO INCHES OF BRIGHT SOLDER OVER 100 MICRO INCHES OF NICKEL UNDERPLATE.
 4. GOLD RATING: 50 MICRO INCHES OF GOLD OVER 100 MICRO INCHES OF NICKEL.
 5. BACK INSERT: PNYC
 6. PANEL: 16 GA CRS
- D. PACKAGING:
 1. 1 SET/BOX.
 2. 5 CABLE TIES AND 5 CABLE TIE HOLDERS INCLUDED.
 3. FOUR 12-24x1/2 PILOT MOUNTING SCREWS INCLUDED.
 4. INSTALLATION INSTRUCTION INCLUDED.



FILE NO. 125268



FILE NO. 125268

COMPLIES WITH FCC PART 68 SUBPART F REQUIREMENT

UNLESS OTHERWISE SPECIFIED
DIMENSION TOLERANCES ARE

DECIMALS	ANGULAR
.X +/- .050	+/- 0.5
.XX +/- .010	
.XXX +/- .005	

DO NOT SCALE DRAWING

16800 Edwards Road, Cerritos, CA 90703
Tel (562) 356-3111
Fax (562) 356-3100

DESIGNER		C.D.	SIZE	A	FILE NO.	PATCHPANEL 6-COND/SPECY/PMP024U6	REV.	F
DRAFTSMAN		C.D.	UNIT	INCH	PAGE NO.	1/1	ITEM NO.	ICMP024U6
APPROVED BY		D.B.	SCALE	N.T.S.	DATE	12-12-01	DWG NO.	PMP024U6

USOC, 110 TYPE PATCH PANEL, 24 PORT, 6P6C, 1 RMS